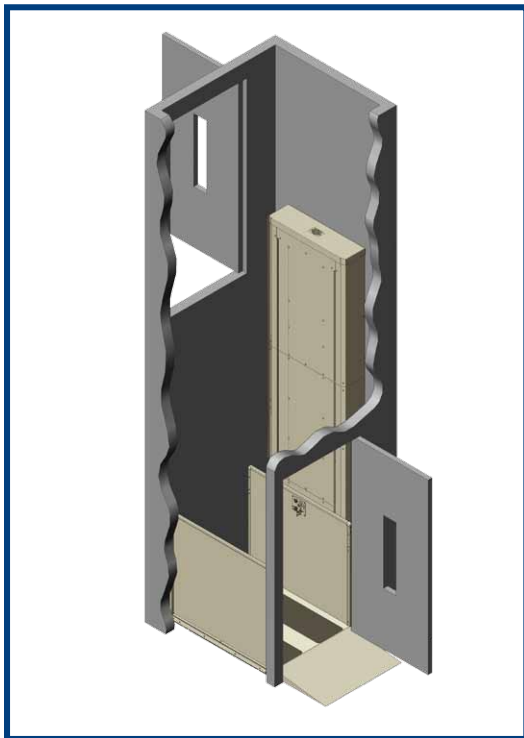


Bruno's "Extended" VPLs Provide Simple Access from Floor to Floor

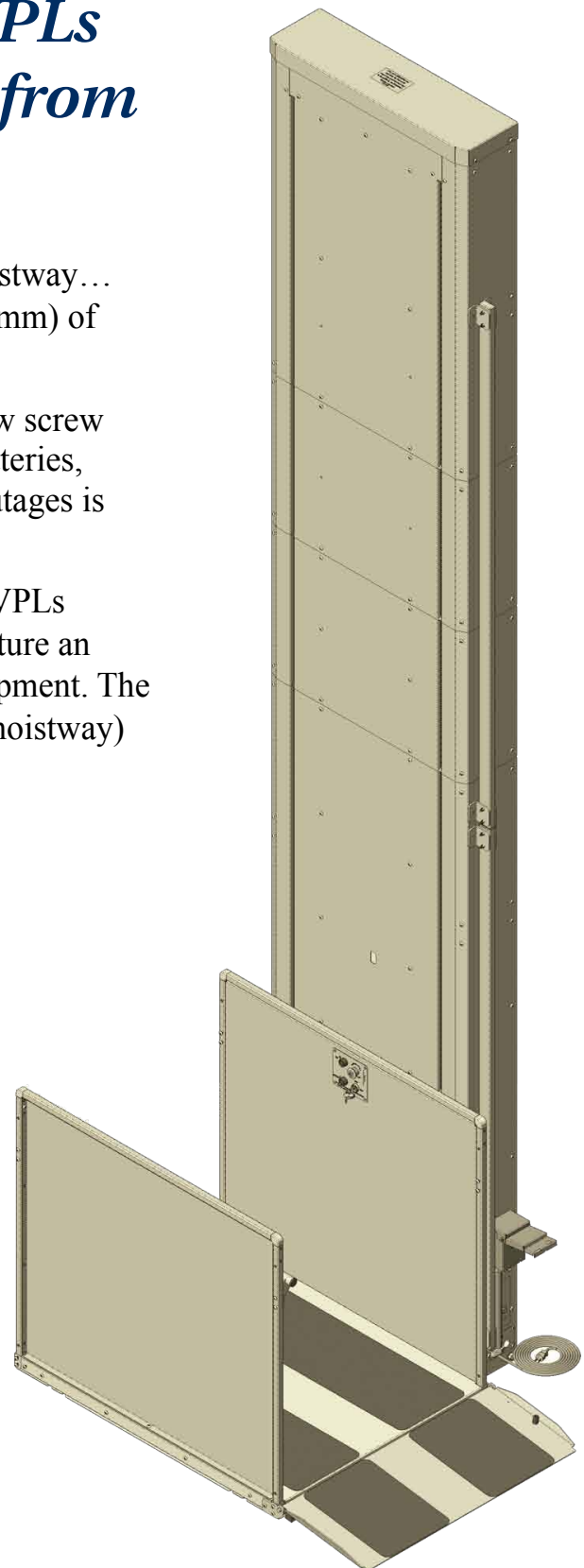
Down to the basement, up to a deck or in a hoistway...
The VPL-3200B Series offers up to 14' (4343 mm) of
lifting height

Smooth, quiet operation is delivered by the new screw
drive, and with continuous power from DC batteries,
entering or exiting your home during power outages is
never a concern.

Exclusively for residential use, Bruno's taller VPLs
handle up to 750 lb (340 kg) of weight and feature an
Emergency Lowering System as standard equipment. The
system operates from an external (outside the hoistway)
keyed box.

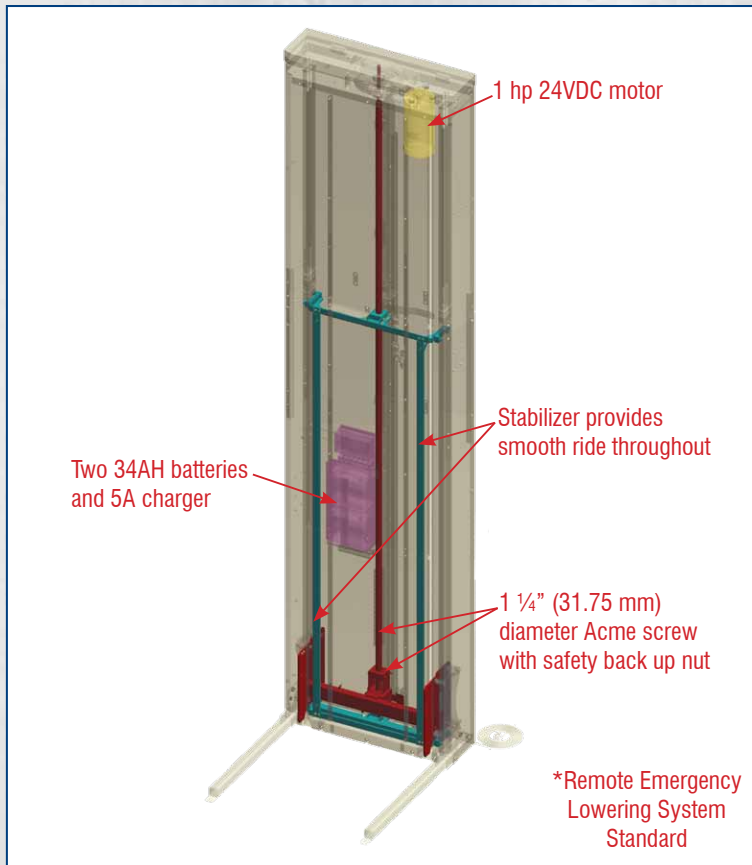


*The modular design of these units allow more
flexibility in tight hoistways.*



VPL-3200B Series

VPL-3200B SERIES



Key Features:

- Has a rated weight capacity of 750 lb (340 kg) and is powered by a 1hp, 24VDC motor located at the top of the tower
- New 1 1/4" (31.75 mm) diameter Acme screw drive with safety back up nut along with a full travel stabilizer assembly provides a quiet smooth ride throughout entire travel.
- With full-time battery-power standard, you never have to worry about getting into your house if the power goes out. Powered by two 34 amp hour batteries (included) and continuously charged by a 5 amp charger.
- Additional Security – Emergency lowering system is operated from an external lockable keyed switch box and is run off a separate battery (with separate charger) located in the control box in the tower.

Vertical Platform Lift™ VPL-3200B Series Specifications

Standard Features

- 750 lb (340 kg) lifting capacity
- 123 in (3124 mm) maximum floor to floor height (Model VPL-3210B)*
- 147 in (3733 mm) maximum floor to floor height (Model VPL-3212B)*
- 171 in (4343 mm) maximum floor to floor height (Model VPL-3214B)*
- Separate up and down push-button switches with key switch control on the platform
- Emergency stop switch on platform – push to stop, pull to reset
- Welded steel tubular guide construction with formed sheet steel guarding
- Automatic self-lowering folding ramp on unenclosed applications
- Acme screw drive, with back up safety nut.
- Emergency lowering from separate battery operated from external lockable keyed switch box
- Bruno's Gold Warranty – Two years for major components and one year on parts.

Optional Equipment

- Top landing gate includes call/send controls with key and mechanical interlock (released only when platform is at top landing)
- Platform gate
- Manual lowering hand tool
- Landing call/send station with key switch
- 90° Platform (adjacent exit at top landing)
- On/off same side platform (hoistway applications only)
- Paddle controls
- Platform canopy
- Cold weather package (heating kit)
- 3" (76 mm) stationary ramp for lower landing (hoistway applications only)
- Telephone kit (telephone not included)
- Pit switch

Battery Power

- Primary drive: 1 hp motor, 1750 rpm, 24VDC
- 5A, 24VDC output battery charger, 120VAC, 60Hz, 3AH maximum input power required
- Two 34AH batteries included

*For pit applications maximum height is measured pit to floor

BRUNO INDEPENDENT LIVING AIDS, INC.®

www.bruno.com

